

EXHIBITOR GUIDE

AOP₂₀₁₇

15 & 16 DECEMBER
PALAIS BRONGNIART · PARIS

30TH ANNIVERSARY!



SCIENTIFIC DIRECTORS
DIRECTEURS SCIENTIFIQUES

YVES BOKOBZA
DAN LEBUISSON

150
SPEAKERS



1500
ATTENDEES

150
SESSIONS

AOPCONGRESS.COM
ADVANCED OPHTHALMOLOGIC PRACTICE
ATELIERS D'OPHTALMOLOGIE PRATIQUE

CONTACT@AOPCONGRESS.COM

7, RUE DE LA MANUTENTION
75116 PARIS, FRANCE
TEL: +33 1 40 73 82 82

 powered by  IMCAS

 aopcongress

 aopcongress

FRIDAY

CONFERENCE ROOMS

NOTRE DAME DES VICTOIRES 1 SALON D'HONNEUR 2 PETIT AUDITORIUM 3 SALLE DES ENGRENAGES 4

SALLE DES COLONNES 5 SALON NAPOLEON 6 SALLE LABARRE 7 SALLE EIFFEL 8 CLUB DU PALAIS 9 EXHIB. HALL

RETINA AND VITREOUS GLAUCOMA PEDIATRIC OPHTHALMOLOGY / STRABOLOGY NEURO-OPHTHALMOLOGY

CATARACT INFLAMMATIONS AND INFECTIONS CORNEA AND OCULAR SURFACE REFRACTION AND REFRACTIVE CORNEA AND OCULAR SURFACE CONTACTOLOGY GLAUCOMA CORNEA AND OCULAR SURFACE AESTHETIC OPHTHALMOLOGY PROFESSIONAL BUSINESS



8.30

S1 OCT-Angiography: how to start well? S9 Which prescription to use for glaucoma when facing obstacles S17 Toxoplasmosis S25 Diplopia made simple

S33 Cataract surgery S41 Uveitis: test your knowledge S49 Refractive surgery using femtosecond laser S57 Contact lenses: biomaterials S65 Viral keratitis

9.25

COORDINATED BY CHI CRÉTEIL S10 Glaucoma: test your knowledge S18 Amblyopia 2017 S26 Pupil abnormality

S34 Femtosecond-laser assisted cataract surgery in complicated cases S42 Vasculitis S50 PresbyLasik vs PRELEX S58 Scleral lenses S66 Corneal imaging

10.15

COORDINATED BY CHI CRÉTEIL

S3 Which implants for AMD? S11 Using medical treatment or laser in the first instance when treating glaucoma S19 Vascular diseases of the retina S27 Migraine headaches

S35 Another look at multifocal and premium intraocular lenses S43 Acute and subacute endophthalmitis S51 Surgery for severe ametropias S59 Contactology and refractive surgery: friends or enemies? S67 Keratoconus - the rings: indications, choices and techniques

11.55

S4 MASTERCLASS S12 Glaucoma surgery and laser S20 MASTERCLASS S28 OCT and macular surgery: complications, tips and tricks

S36 Re-operating and lens implants S44 New technologies S52 Different types of lamellar keratoplasties: indications, methods and advices S60 Laser and acute glaucoma S68 New work regulations for orthoptists

12.45

S5 MASTERCLASS S13 A new look at medical imaging for glaucoma S21 Emergencies in children S29 AMD: can OCT-angio replace angiography?

S37 Cataract surgery in patients with corneal endothelial disease S45 Overview of cornea therapy in 2017 S53 Lamellar keratoplasties S61 New diagnostic and therapeutic approaches in retinal venous occlusions S69 Get ready on time for your retirement

14.55

S6 Retinal surgeries in ultra high definition S14 Combination therapies, laser, surgery: therapeutic strategy for glaucoma S22 Controversy in pediatric ophthalmology S30 Visual field traps

S38 MASTERCLASS S46 Keratoconus: present-day corneal cross-linking S54 Surgical corrections of astigmatism S62 Can we propose to all patients injectable treatments or aesthetic lasers? S70 Taxes: all you need to know about new strategies in France

15.45

S7 Retina S15 How to construct a glaucoma treatment scheme S23 Strabismus surgery S31 Controversy in neuro-ophthalmology

S39 Combined surgeries S47 Dry? Did you just say dry eye? S55 Corneal pathology: test your knowledge S63 Complications of eyelid surgery: management and prevention S71

17.20

S8 Macular semiotics: back to essentials S16 Glaucoma in young adults S24 Pediatric ophthalmology: test your knowledge S32 Hereditary optic neuropathies

S40 Femto cataract laser: the end or "starting block"? S48 Corneal surgery S56 Follow-up treatment after refractive laser surgery (excimer and femtosecond) S142 WET S141 WET S143 DRY (Glaucoma) S144 DRY (Cataract)

18.15

19

French / English translation available for all sessions

- registration opens
lunch break in the exhibition area
coffee break in the exhibition area
networking cocktail
sponsored session refer to p.26 for details
worldwide session
video workshop
collaborative workshop
courtyard (exhibition hall)

GO TO www.aopcongress.com to consult the latest version of the program



WET DRY labs

S136 WET

S137 WET

S138 WET

S139 WET

S140 WET

S141 WET

S142 WET

S143 DRY (Glaucoma)

S144 DRY (Cataract)

CONTRIBUTING LECTURES

CONTRIBUTING LECTURES

CONTRIBUTING LECTURES

CONTRIBUTING LECTURES

CONTRIBUTING LECTURES

SATURDAY

CONFERENCE ROOMS

NOTRE DAME DES VICTOIRES 1 SALON D'HONNEUR 2 PETIT AUDITORIUM 3 SALLE DES ENGRENAGES 4 SALLE DES COLONNES 5 SALON NAPOLEON 6 SALLE LABARRE 7 SALLE EIFFEL 8 CLUB DU PALAIS 9 EXHIB. HALL

1 CORNEA AND OCULAR SURFACE, RETINA AND VITREOUS
 2 GLAUCOMA, CORNEA AND OCULAR SURFACE, INFLAMMATIONS AND INFECTIONS
 3 PEDIATRIC OPHTHALMOLOGY / STRABOLOGY, REFRACTION AND REFRACTIVE
 4 CATARACT, RETINA AND VITREOUS, NEURO-OPHTHALMOLOGY
 5 ANJO (YOUNG OPHTHALMOLOGISTS) IN COLLABORATION WITH ANJO
 6 TUMORS AND TRAUMA, INFLAMMATIONS AND INFECTIONS, NEURO-OPHTHALMOLOGY
 7 REFRACTION AND REFRACTIVE, ORTHOPTISTS
 8 PROFESSIONAL BUSINESS, DISEASES, ORBITAL SEPTUM AND LACRIMAL
 9 PROFESSIONAL BUSINESS, CONTACTOLOGY



French / English translation available for all sessions



8.30

S73	S80	S87	S94	S101	S108	S115	S122	S129	S145	S152	CONTRIBUTING LECTURES
Surgical treatments of the vitreous	Minimally invasive glaucoma surgery: the beginning of a new era	Newborn and the first months: the key points of ophthalmologic examination	Cataract surgery: easily handling difficult cases	Electrophysiology for dummies	Ocular surface tumors	Indications and management of refractive lasers "at the limit"	How to handle generalized third-party payment?	Instructive cases in civil liability	WET	WET (Cataract)	

9.25

S74	S81	S88	S95	S102	S109	S116	S123	S130	S146	S153	CONTRIBUTING LECTURES
MASTERCLASS	Practical tips to deal with dry eyes	Abnormal fundus of the eye in children	12 medical cases in medical macula <small>COORDINATED BY CHI CRÉTEIL</small>	Electrophysiology: toxicity	Ocular prosthesis for dummies	New investigative technologies for the anterior segment	Diabetes: test your knowledge	Making appointments and managing activities online	WET	WET (Cataract)	

10.15
11

S75	S82	S89	S96	S103	S110	S117	S124	S131	S147	S154	CONTRIBUTING LECTURES
Slideshow of optic fundus abnormalities	Explorations of the cornea	Strabismus and oblique muscles	When to request a MRI?	Eyelid surgery	Treating orbit in a medical office	Refractive exam of a child: ten key points	Visual rehab	Evolution of the glossary in ophthalmology	WET	WET (Cataract)	

11.55

S76	S83	S90	S97	S104	S111	S118	S125	S132	S148	S155	CONTRIBUTING LECTURES
Medical retina: OCT/OCT-Angiography in private practice - 10 essential items	Treatment of non infectious uveitis: local vs systemic	Strabismus and pediatric ophthalmology practices <small>IN COLLABORATION WITH AFSOP</small>	One symptom, several diagnoses	Corneal dystrophies	Epithelioma of the eyelids	Amblyopia: mistakes to avoid	What do we need to know about genetic ophthalmology?	3D printing in ophthalmology	WET	WET (Cataract)	

12.45
14

S77	S84	S91	S98	S105	S112	S119	S126	S133	S149	S156	CONTRIBUTING LECTURES
Controversy in vitreoretinal surgery: surgery or no surgery? debate	OCT and glaucoma through clinical cases	Interactive course of refractive surgery: clinical cases	Neuro-ophthalmology: test your knowledge	Tumors of the posterior pole	Robotics in ophthalmology	Orthoptic examination of strabismus: good practice in 2017	Lacrimal	Starting out in orthokeratology	WET	WET (Cataract)	

14.55

S78	S85	S99	S106	S113	S120	S127	S134	S150	S157	CONTRIBUTING LECTURES
Prevalence of macular complications of severe myopia	Glaucoma	Treatable oculomotor nerves palsies	Other tumors of the eyeball	Update on uveitis imaging	From refraction to optical adaptation: rules to remember	Contributing lectures	How to adapt progressive lenses	WET	WET (Cataract)	

15.45

S79	S86	S92	S100	S107	S114	S121	S135	S151	S158	CONTRIBUTING LECTURES
Examination and acquired non-infectious pathologies	Glaucoma	Good practices and complications of Implantable Contact Lens (ICL)	White spots syndrome	Neurofibromatosis	Practical OCT for maculopathies: what to remember	Contributing lectures	IN COLLABORATION WITH SAFO (AFRICA)	WET	WET (Cataract)	

16.35

END OF AOP 2017

END OF AOP 2017

registration opens

lunch break in the exhibition area

coffee break in the exhibition area

networking cocktail

sponsored session refer to p.26 for details

worldwide session

video workshop

collaborative workshop

courtyard (exhibition hall)

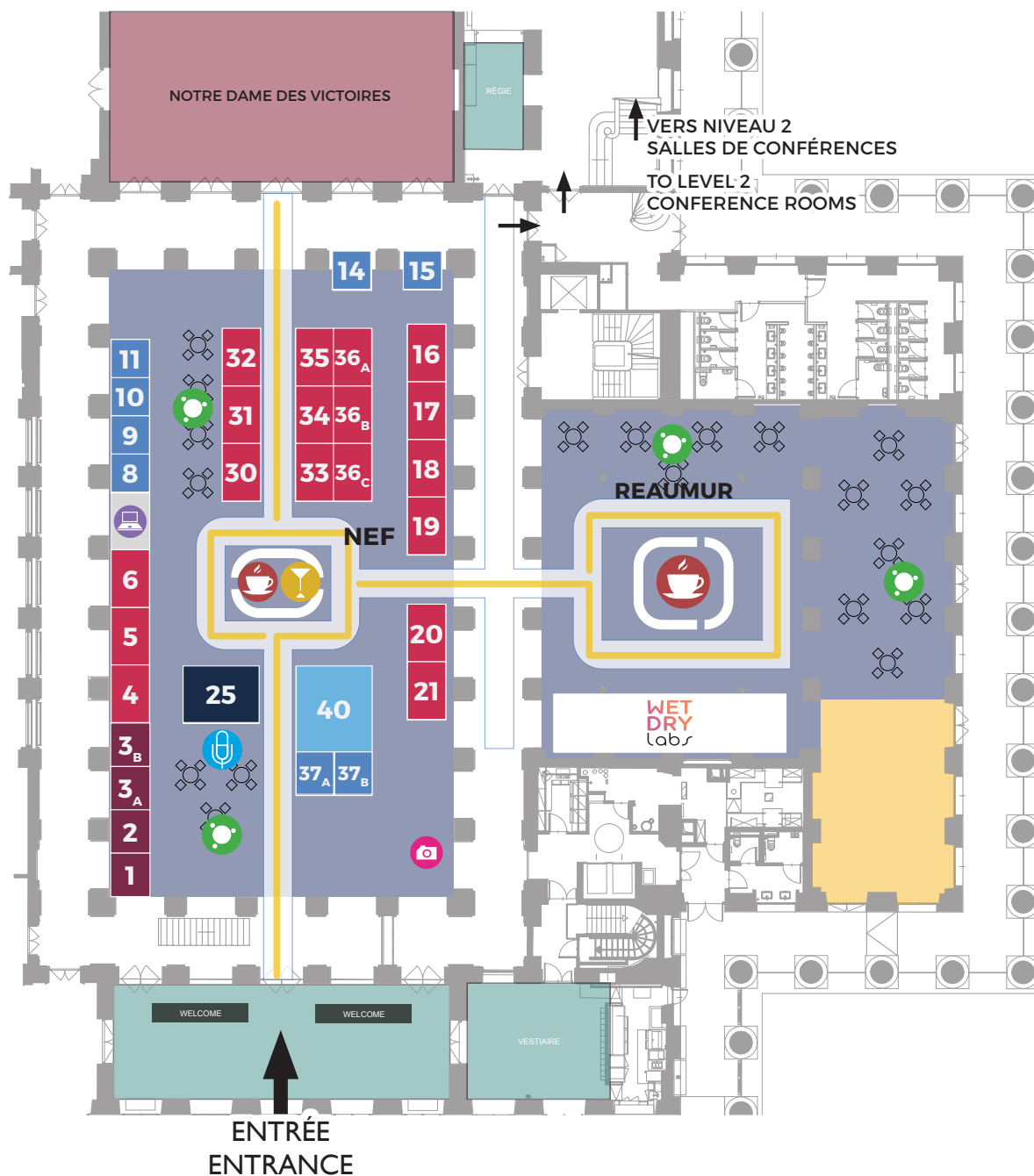
GO TO www.aopcongress.com to consult the latest version of the program

19

YOTRAIN TRAINING AFTER WORK SESSION JOIN US FROM 7 TO 9 PM IN A SECRET VENUE

21

EXHIBITION MAP - PLAN D'EXPOSITION



AREAS ESPACES

- Circulation flow
- Exhibition
- Conference
- Speaker lounge
- Organizer area
- Welcome desk

ACTIVITIES ÉVÈNEMENTS

- Coffee & lunch
- Seating area
- Courtyard / Video paper stage
- Networking cocktail
- Photobooth
- AOP Academy
- Wet and dry labs

AOP PACKAGES

	Bronze	4 m ² sqm	x 8
	Silver	6 m ² sqm	x 18
	Gold	12 m ² sqm	x 1
	Diamond	18 m ² sqm	x 1

MINIMUM INVESTMENT*
INVESTISSEMENT MINIMUM*

1 900€
3 900€
6 900€
14 900€

*vat excluded
*hors taxes

30TH ANNIVERSARY!

30TH ANNIVERSARY!

MORE THAN 60 INNOVATIVE PRODUCTS TO SPONSOR

PLUS DE 60 PRODUITS INNOVANTS À SPONSORISER!

SPONSORED ACTIVITIES

	EUR*	QTY
8-min new tech lecture	250	7
15-min guest lecture	500	30
Wet labs / Dry labs	1 000	7
1-hour masterclass short room capacity (50/100pax)	3 000	2
1-hour masterclass wide room capacity (150/200pax)	5 000	2
video master of your sponsored activities (1 to 2 hours)	500	5
2- hour atelier (with masterclass 50/100 pax)	5 000	1
masterclass in depth	3 000	2

EDUCATIONAL GRANT ACTIVITIES

	EUR*	QTY
worldwide session	3 500	4
resident registration	15 000	1

E-LEARNING AOP ACADEMY

	EUR*	QTY
publication of your 15-min guest lecture	500	30
publication of your 1-hour symposium	1 500	10
publication of your wetlab	1 500	7
webinar	1 500	5

PROGRAM ADS

	EUR*	QTY
AOP daily journal (1/12 square - A3 format)	600	8
pocket guide (1/12 vertical - A3 format)	700	2
e-program (full page - letter format)	700	3
advance program (1/3 vertical or horizontal - letter format)	800	7
final program (full page - letter format)	800	8
program ad kit (advance, e-program and final)	1 800	5
ALL IN ONE ad kit (daily, pocket, e-program, advance and final program)	2 800	2

E-BLASTS

	EUR*	QTY
e-blast pre-congress	800	2
e-blast post-congress	800	2

DIGITAL MEDIA ADS

	EUR*	QTY
ad on AOP Facebook*	600	1
ad on AOP Twitter*	600	1
ad on TV commercial (30 secs)	800	6
ad on AOP website*	900	1
video on TV commercial (2 min)	1 200	6
dedicated company platform	2 500	5
ad on WIFI sponsor*	3 000	1
ad on AOP live mobile site*	5 000	1

DELEGATE KITS

SOLE SPONSOR

	EUR*	QTY
notepads & pens*	2 000	1
USB key*	2 000	1
water bottles*	2 000	1
ID badges & lanyards*	5 000	1
Congress bags*	5 000	1
logo on registration bar code letter*	5 000	1

KOLS

	EUR*	QTY
KOL hotel room drop*	3 000	1
club lounge	3 000	2
advisory board*	5 000	1
faculty dinner*	5 000	1

EXPERIENCES AND EVENTS

	EUR*	QTY
photo booth*	2 000	1
selfie corner*	2 000	1
networking cocktail*	2 500	1
coffee & lunch stations	4 000	2
gala dinner (30th anniversary)	5 000	2
YO TRAIN (TRAINing afterwork session)	10 000	1

SIGNAGE

	EUR*	QTY
floor stickers	500	6
stand up banner	500	10
logo on hanging banner inside exhibition space	750	3
hanging banner on registration	1 000	3
water fountain	1 500	2
vertical pillar inside exhibition space	1 500	4
logo on outdoor banner on main entrance PB	1 500	4
suspending device overhead	2 500	2
entire outdoor banner on main entrance PB	2 500	2
cell phone charging station*	3 000	1

INSERTS

	EUR*	QTY
flyers in display rack	300	30
insert in congress bags	500	30

INCENTIVES

	EUR*	QTY
badge scanner for your booth	300	40
badge scanner for your booth and symposium	600	16
meeting room standard capacity (10/25 pax / half day)	900	3

* sole sponsor
* vat excluded

PLACE YOUR ORDER NOW!

3 ÉTAPES POUR PARTICIPER!

AOP 2017

15 & 16 DECEMBER
PALAIS BRONGNIART - PARIS

30TH ANNIVERSARY!

1 CHOOSE YOUR SPONSORSHIP LEVEL CHOISISSEZ VOTRE NIVEAU DE SPONSORING

MINIMUM INVESTMENT

AVAILABLE QUANTITIES
BADGES EXHIBITOR
DELEGATE

Standard
1 200€*

5 packages

1

Bronze
1 900€*

11 packages

2

Silver
3 900€*

21 packages

3

Gold
6 900€*

12 packages

4

Platinum
12 900€*

2 packages

5

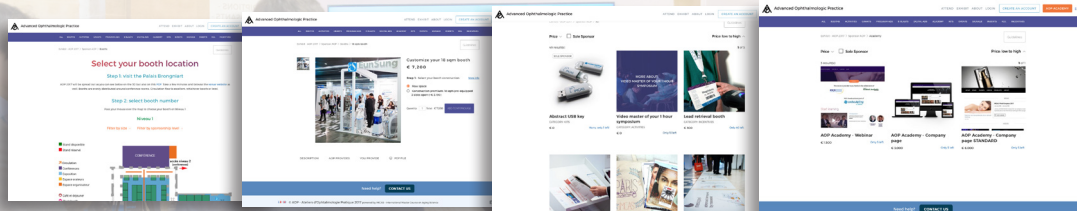
Diamond
14 900€*

2 packages

6

*Hors taxes - VAT excluded

2 BROWSE THE CATALOGUE AND COMPOSE YOUR PACKAGE CONSULTEZ LE CATALOGUE ET COMPOSEZ VOTRE PACKAGE



3 CHECK OUT AND PROCEED FOR PAYMENT YOU'RE DONE C'EST VALIDÉ!



GO ON AOPCONGRESS.COM

JOIN US!